


1030nm Wideband Polarization-Maintaining Passband Fiber Optic Filter (Passband 22nm @ -0.5dB, 1-meter pigtail PM980 fiber, without connector)



● Product Description

Idealphotonics' fiber optic filters use special fiber structures to select or filter out specific wavelengths of light from different light waves. We offer different power versions of filter devices based on customer needs. These can be used in areas such as dense wavelength division multiplexing (DWDM) fiber optic communications, frequency division multiplexing (FDM) fiber



optic communications, spectral testing, fiber optic sensors, fiber lasers, and fiber amplifiers. For custom center wavelengths, operating temperatures, or specific working bandwidths, please contact us for customization.

- **Product features**

Wide passband range、 Low insertion loss、 High channel isolation、 Stable operating characteristics

- **Part Number**

MP-BPF-1030-22-PN

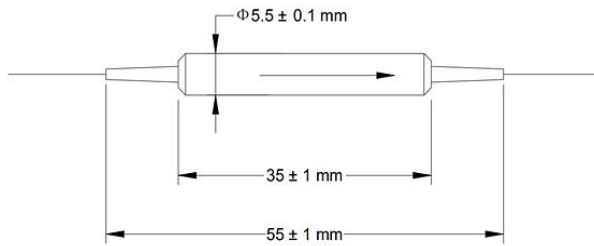
- **Application area**

Optical Amplifiers 、 WDM & DWDM Systems 、 Fiber Optic Equipment 、 Fiber Lasers

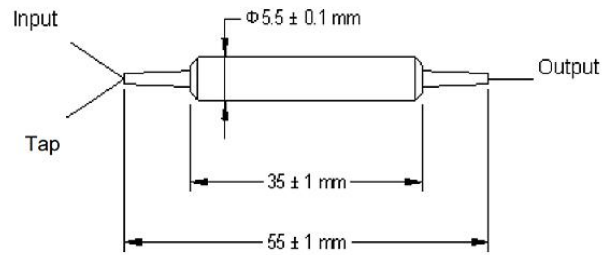
- **Core parameters**

Center Wavelength	Fiber Type	Connector Type
1030nm	PM	None

● Dimension Drawing



TypeA: Optical power for reflect band ≤ 300 mW



TypeB: Optical power for reflect band > 300 mW

● General Parameters

Parameters

Parameter	Unit	Value				
Central wavelength (λ_c)	nm	1030/1053/1064nm				
Minimum passband @ -0.5 dB	nm	2	5	8	14	22
Maximum stopband @ -25 dB	nm	12	18	20	48	50
Central wavelength	nm	1030				
Minimum passband @ -0.5 dB	nm	2	8	25		
Maximum stopband @ -25 dB	nm	12	22	50		
Maximum insertion loss	dB	1				
Minimum return loss	dB	50				
Maximum polarization-dependent loss	dB	0.1				
Thermal stability	dB/°C	≤ 0.005				
Maximum average optical power	W	3				
Maximum peak power for ns pulses	kW	5				



Maximum tensile load	N	5
Fiber type		HI 1060 fiber or Specify
Operating temperature	°C	-5 to +70
Storage temperature	°C	-40 to +85

Notes:

*. All specifications are without connectors and are only valid at the wavelengths, polarization states, and temperatures mentioned above.

**. Specifications are subject to change without notice.

Ordering information

MP-BPF-W□□□□ -B○-P▽ -☆-△ -XX

W□□□□: Wavelength

1064: 1064nm

1050: 1050nm

1030: 1030nm

1550: 1550nm

1580: 1580nm

B○: -0.5dB bandpass width

2: 2nm

5: 5nm

8: 8nm



14: 14nm

22: 22nm

P▽: Package

1: With Out Tap

2: With Tap

☆ : Pigtail Length

05: 0.5m

1: 1m

10: 10m

△: Loose Tube

B: Bare Fiber

9: 900um Loose Tube

20: 2mm Loose Tube

30: 2mm Loose Tube

XX: Fiber and Connector Type

SA=Hi1060+ FC/APC

SP=HI1060+ FC/PC

PA=PM 980Fiber+ FC/APC

PP=PM980 Fiber+ FC/PC

PN= PM Fiber+ none