

830nm 1W CWLD Continuous Wave Laser Diode



- **Product Description**

This is a laser diode designed to be driven in continuous wave (CW) mode, with output power ranging from a few milliwatts to several watts.

- **Product features**

Continuous wave output; High electro-optical efficiency; Wide wavelength range; Narrow spectral linewidth; Long lifespan; High reliability

- **Part Number**

MP-FP-830-1000-dia.9.0CD

● Application area

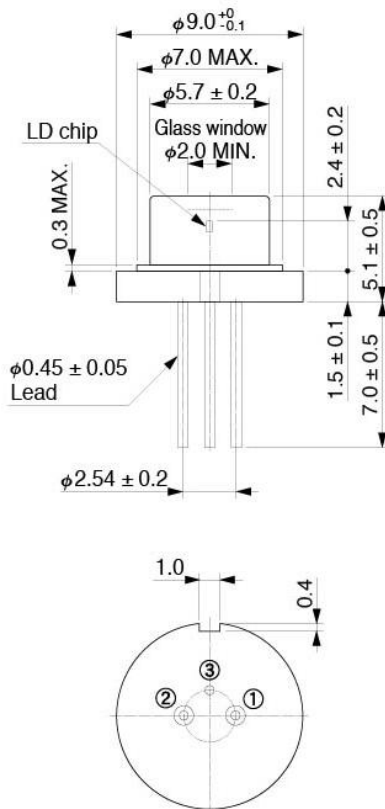
Optical fiber communication | Laser processing | Medical equipment |

Sensing and measurement | Scientific research and experiments

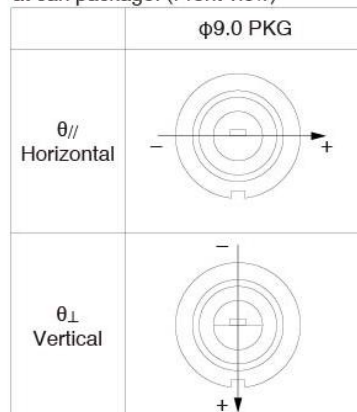
● Core parameters

Center Wavelength	Output Power	Package
830nm	1W	dia.9.0CD

● Dimension Drawing



Directions of far field patterns (FFP),
Horizontal and vertical direction against
at can package. (Front view)





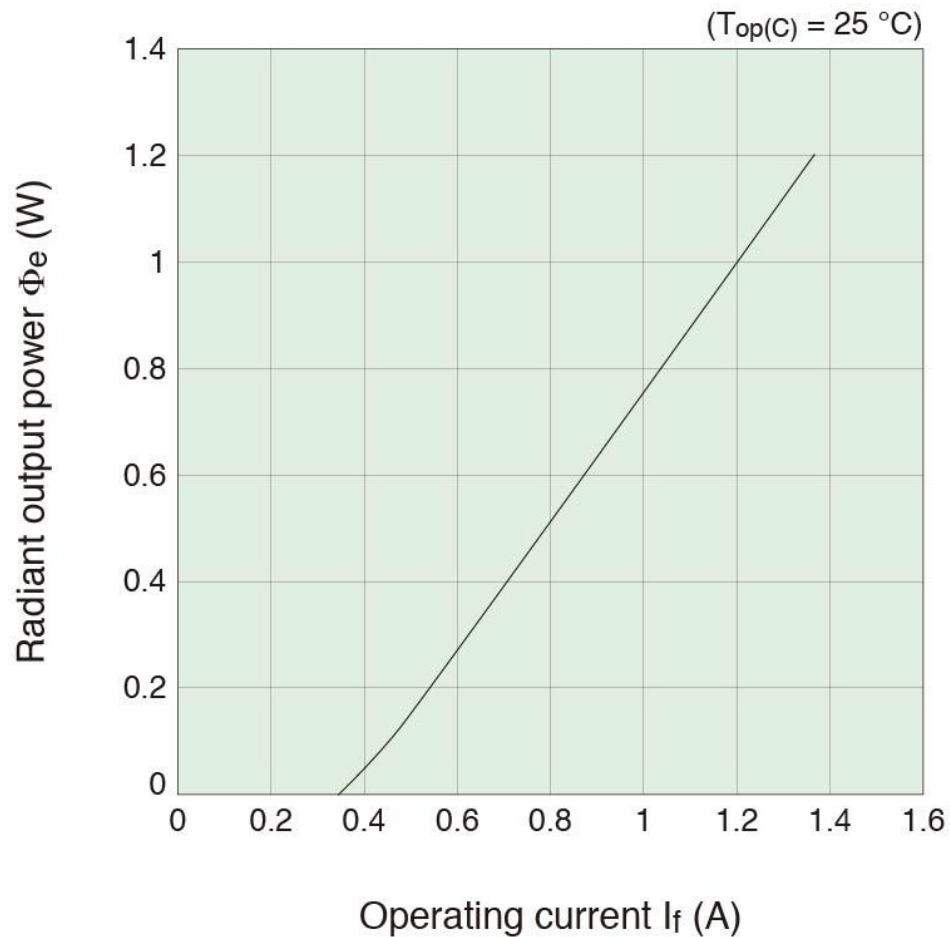
● General Parameters

Specifications

Parameter	Value
Type	Lateral Multimode LDs (broad stripe)
Operating Temperature	0 to +30 °C
Storage Temperature	-30 to +80 °C
Peak Emission Wavelength - Min	820 nm
Peak Emission Wavelength - Typ	830nm
Peak Emission Wavelength - Max	840 nm
Output Power - Typ	1 W
Operating Current - Typ	1.2 A
Spectral Radiation FWHM Bandwidth - Typ	2 nm
Operating Voltage - Typ	2 V
Emission Width	50 × 1 μm
Beam Divergence - Parallel - Typ	8°

Beam Divergence - Perpendicular - Typ	32°
Laser Pump Threshold Current - Typ	0.35 A
Package	dia. 9.0CD

Radiation Output Power vs. Operating Current (Typical Value)



Typical Emission Spectrum

