


1610nm 15mW PM DFB Laser Diode



- **Product Description**

1610nm DFB laser diode module is a cost-effective laser source with high coherence. The DFB laser diode chip adopts an industry-standard 14-pin butterfly hermetic package with built-in TEC and PD.

- **Product features**

Narrow linewidth: < 2 MHz; industry-standard 14-pin butterfly package; excellent wavelength control and stability; mode-hop-free tuning; high reliability; customer-specific wavelengths available

● Part Number

MP-DFB-1610-15-A81-14BF-PA

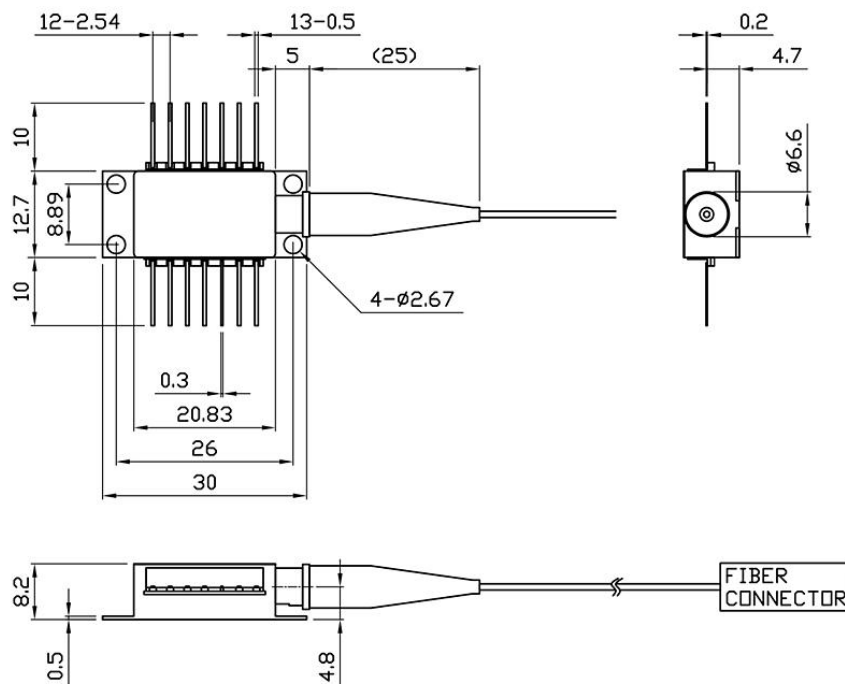
● Application area

Tunable Diode Laser Absorption Spectroscopy | H₂O (gas) monitoring

● Core parameters

Central Wavelength	Output Power
1610nm	15mW

● Dimension Drawing



● General Parameters

Detailed Parameters

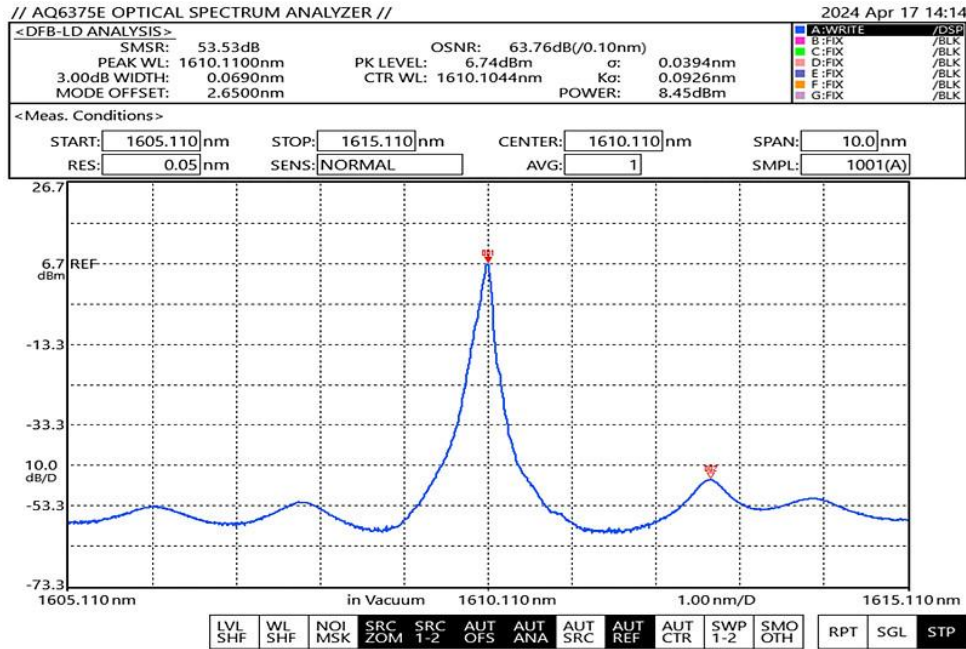
Specification Table

Electrical / Optical Characteristics (Tsub = 25 °C, CW bias, unless otherwise specified)

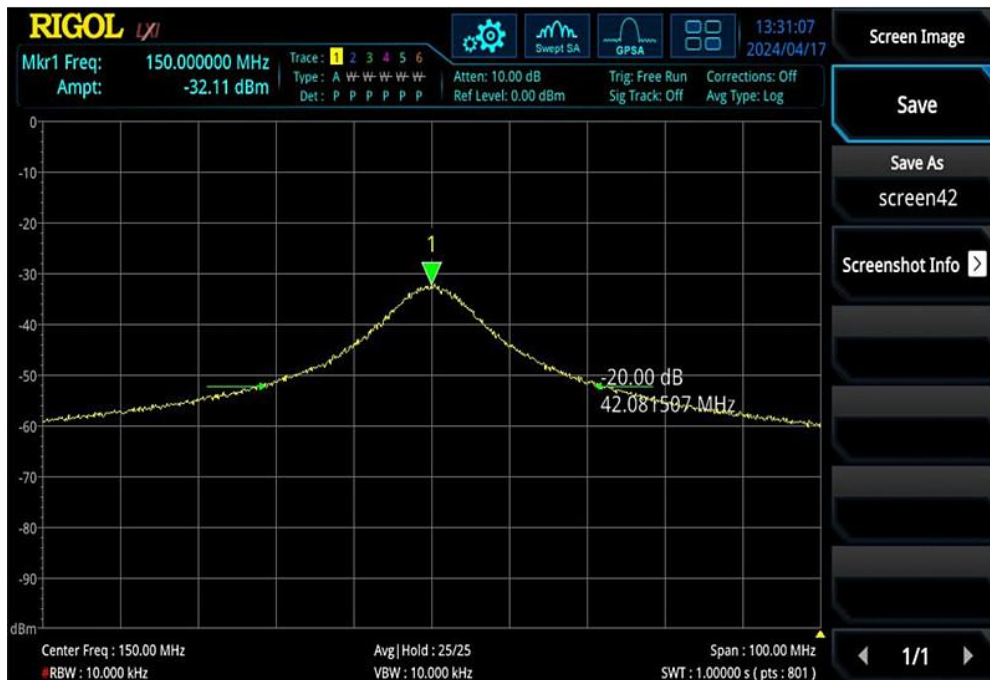
Parameter	Symbol	Min.	Typ.	Max.	Unit
Center Wavelength	λ	1609.5	1610	1611.5	nm
Side-Mode Suppression Ratio	SMSR	30	40	—	dB
Threshold Current	I _{th}	—	20	30	mA
Operating Current	I _{op}	—	80	120	mA
Chip Output Power	P _f	10	15	30	mW
Quantum Efficiency	η	0.08	0.12	—	mW/mA
Current Tuning Coefficient	$\Delta\lambda/\Delta I$	—	0.015	—	nm/mA
Temperature Tuning Coefficient	$\Delta\lambda/\Delta T$	—	0.12	—	nm/K
Forward Voltage	V _f	—	1.3	2	V
Thermistor Resistance	R _T	9.5	10	10.5	k Ω
Thermistor Temperature Coefficient	—	—	-4.4	—	%/°C



Spectrum Diagram

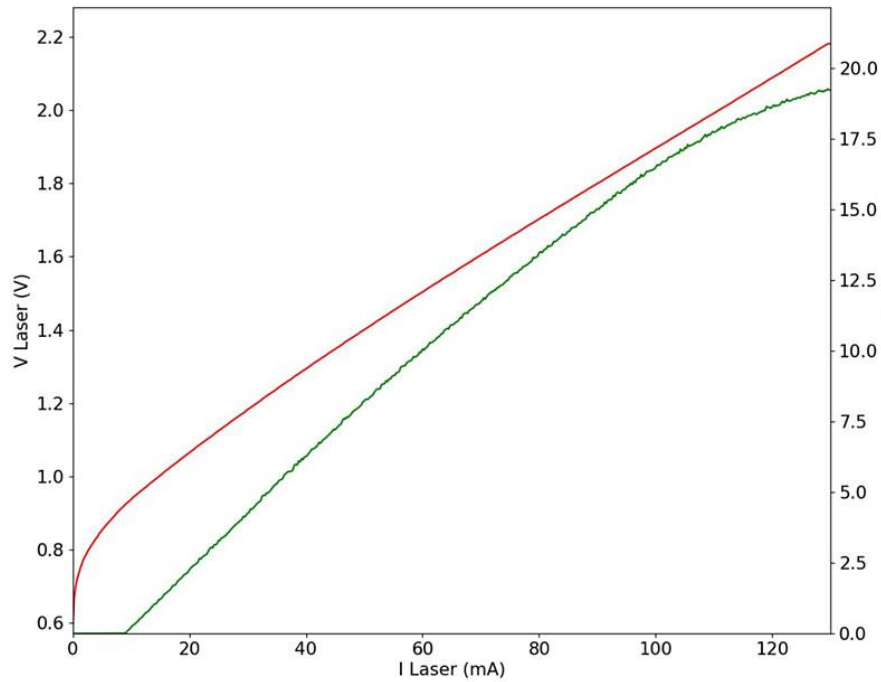


Laser Specifications

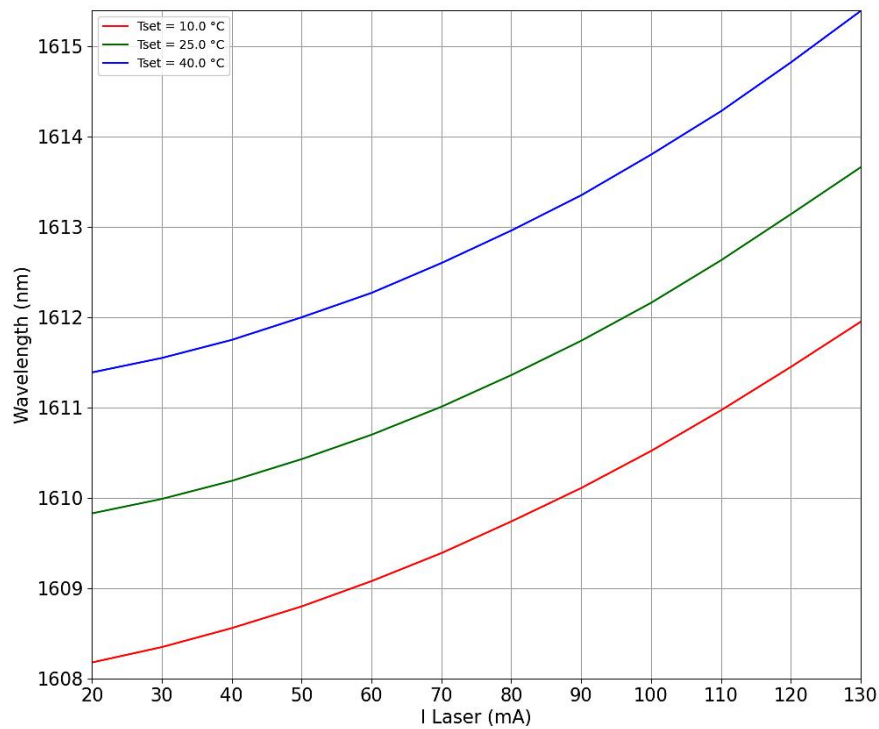




L-I Curve

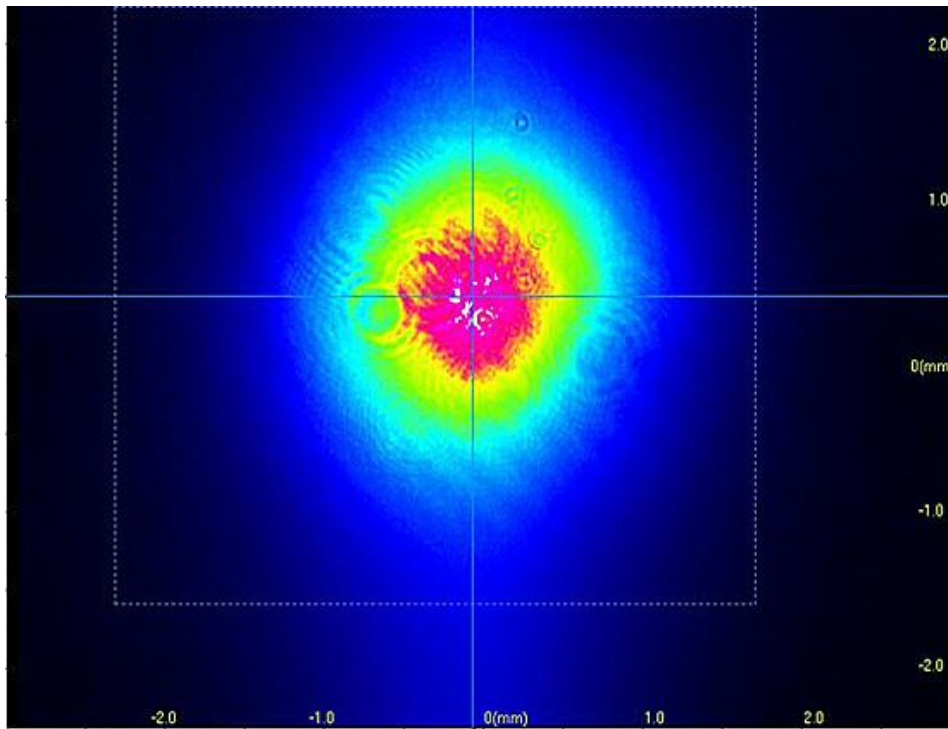


Tuning Characteristics

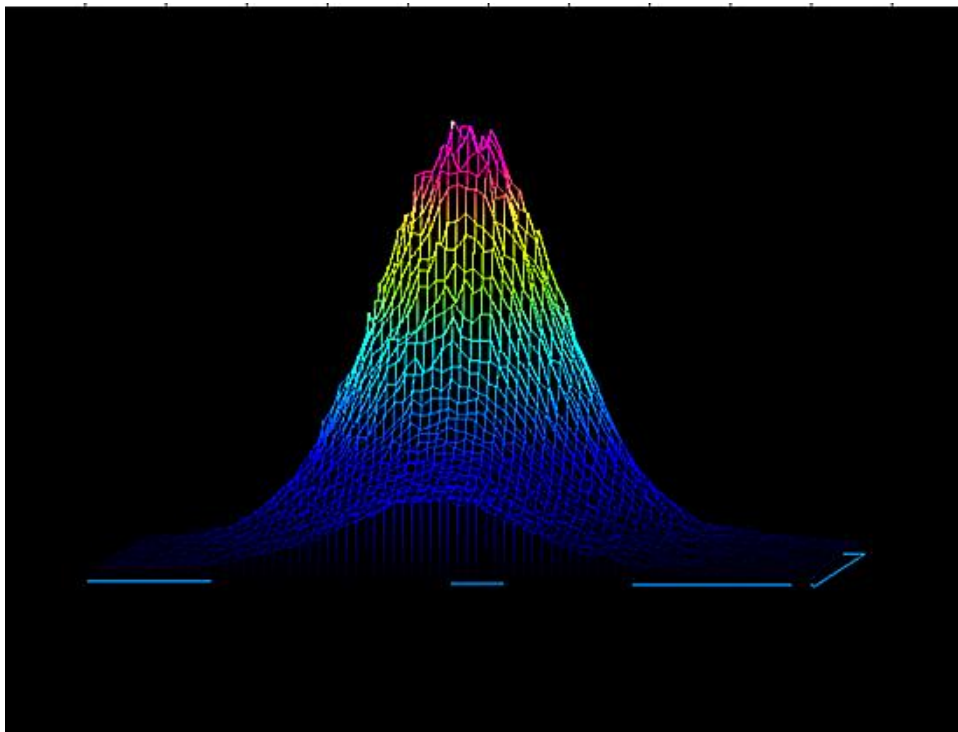




Beam Quality Analysis

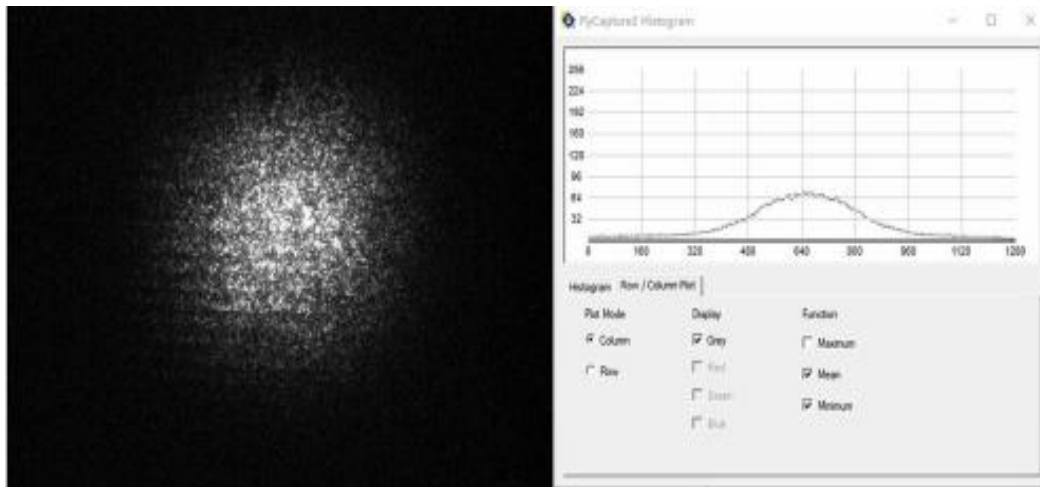


2D

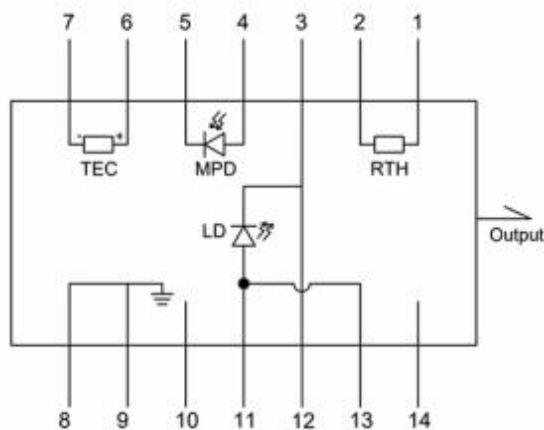


3D

Camera Analysis



Pin Definition:



Pin #	Definition	Pin #	Definition
1	Thermistor	8	Case Ground
2	Thermistor	9	Case Ground
3	LD(-)	10	NC
4	Detector (+)	11	LD(+)



Pin #	Definition	Pin #	Definition
5	Detector (-)	12	LD(-), RF
6	TEC (+)	13	LD(+)
7	TEC (-)	14	NC

Absolute Maximum Ratings:

Parameter	Unit	Min.	Typ.	Max.
Case Temperature	°C	-5	25	70
Chip Temperature	°C	10	25	40
Operating Current	mA	0	100	150
Forward Voltage	V	0.8	1.2	1.8
TEC Current	A	—	—	1.2
Reverse Voltage (LD)	V	—	—	2
Reverse Voltage (PD)	V	—	—	20

Ordering Information:

MP-DFB-□□□□-☆-A8▽-14BF-XX

**□□□□: Wavelength

1392: 1392nm

1512: 1512nm



1567: 1567nm

1572:1572nm

1610: 1610nm

☆ : Output Power

A: 10mW

B: 20mW

▽: Wavelength Tolerance

1: ±1nm

2: ±2nm

XX: Fiber and Connector Type

SA=SMF-28E+ FC/APC

SP=SMF-28E+ FC/PC

PP=PM Fiber+ FC/PC

PA=PM Fiber+ FC/APC