


776.061 nm DBR Laser Diode



- **Product Description**

The 776.061 nm DBR series high-performance edge-emitting laser diodes adopt the company's advanced monolithic single-frequency GaAs laser technology. This laser series delivers single spatial mode beam output and applies end-face passivation technology for enhanced reliability. The 776.061 nm DBR series devices serve as low-noise pump sources for biomedical diagnosis and imaging applications.

- **Product features**

Monolithically integrated DBR structure; predictable mode hopping; cavity surface passivation treatment



- **Part Number**

MP-DBR-776.061-120-14BF-PA

- **Application area**

Quantum Technology | Atomic Physics | Atomic Clocks and Quantum

Sensing | Precision Spectroscopy

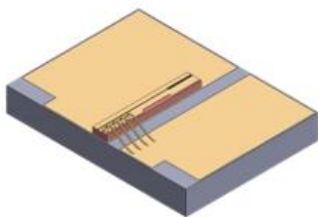
- **Core parameters**

Central Wavelength
776.061nm

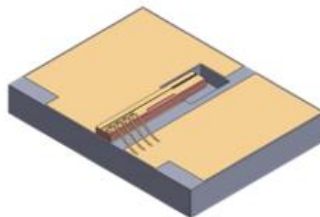
- **General Parameters**

Model Parameters

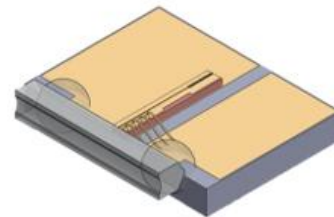
Detailed parameters



Chip on Submount (CoS)



CoS + Mode-Hop Free (MHF)



CoS + Virtual Point Source (VPS) Lens




776.061nm (COS) package characteristics

	Chip architecture
Parameter ¹	High power
Nominal wavelength (nm) ²	776.061 ± 0.6
Power range (mW)	40–120
Maximum Operating Current (CW & Pulsed) (mA)	200
Optical power at maximum operating current (mW)	120
Nominal Slope Efficiency (W/A)	0.9
Nominal threshold current (mA)	50

1. Characteristics at TC = 25 °C unless otherwise specified. Operating outside of these parameters voids warranty.

2. Hermetically sealed packages may contain CoS that are ± 1.2 nm from nominal.


Available free-space package add-ons



TO-8



C-Mount



Transmitter Optical Subassembly (TOSA)

Laser specifications

Parameters	unit	Minimum	Typical values	Maximum
Storage temperature	°C	0	-	70
Shell operating temperature	°C	5	-	70
Laser chip operating temperature ¹	°C	5	-	45
Laser series resistance	Ω	-	2	-
Forward voltage of the laser at LIV current	V	-	2	-
Nominal laser line width at LIV current	kHz	-	500	-
Beam divergence angle at half-height and full width ($\theta_{ } \times \theta_{\perp}$)	°	-	6 x 28	8 x 32
Edge-mode rejection ratio (SMSR)	dB	-	-40	-
Polarization extinction ratio	dB	-17	-20	-
Polarized state of the laser	TE			
Pattern structure	Basic mode			
Temperature tuning rate	nm/°C	-	0.06	-
Current tuning rate	nm/mA	-	0.002	-
Laser reverse voltage	V	-	-	0

If not sealed, it is not recommended to use below the dew point

Freespace Encapsulation add-on specifications

Parameters	unit	Minimum	Typical values	Maximum
Photodiode forward current	mA	-	-	10
Photodiode reverse voltage	V	-	-	50
TEC Current (TOSA)	A	-1.1	-	1.1
TEC Voltage (TOSA)	V	-3.0	-	3.0
TEC current TO-8	A	-1.8	-	1.8
TEC voltage TO-8	V	-2.2	-	2.2
Thermistors	k Ω	-	10	-

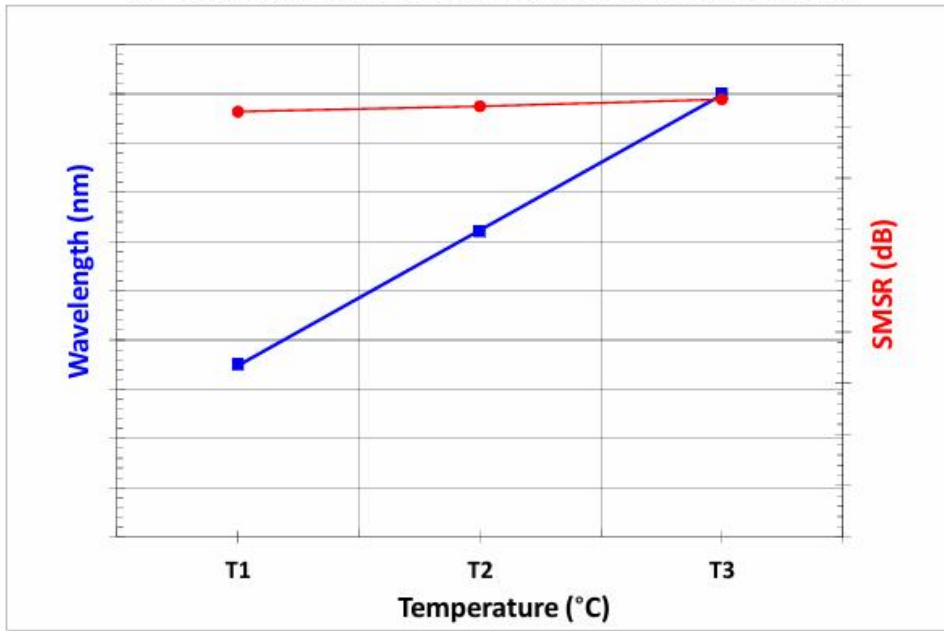
Handling Precautions

These devices are sensitive to ESD. When handling the module, grounded work area and wrist strap must be used. Always store in an antistatic container with all leads shorted together.





Air Wavelength Characteristics at Constant Current by Temperature



LIV Characteristics by Current

