


1039nm DBR Laser Diode



- **Product Description**

The 1039 nm DBR series high-performance edge-emitting laser diodes adopt advanced monolithic single-frequency GaAs laser technology. This series outputs single spatial mode beam and employs facet passivation technology to ensure long-term reliability. 1039 nm DBR laser diodes can serve as a low-noise nitrogen-vacancy (NV) center probe after frequency doubling.

- **Product features**

Monolithically integrated DBR design; cavity facet passivation treatment



- **Part Number**

MP-DBR-1039-180-14BF-PA

- **Application area**

Visible light generation via frequency doubling | Fiber laser seed sources |

Precision metrology and spectroscopy

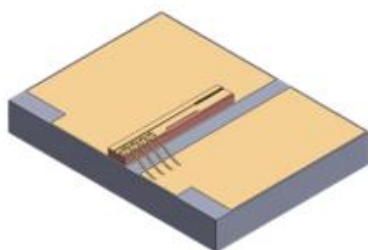
- **Core parameters**

Central Wavelength
1039nm

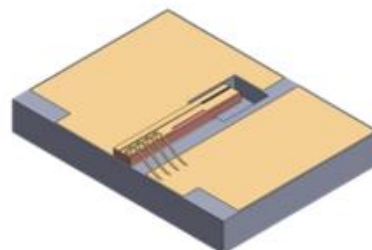
- **General Parameters**

Model Parameters

Detailed parameters



Chip on Submount (CoS)



CoS + Mode-Hop Free (MHF)

1039nm (COS) package characteristics

	Chip architecture
Parameter ¹	High power
Nominal wavelength (nm) ²	1039 ± 1.0nm
Power range (mW)	40–180
Maximum Operating Current (CW & Pulsed) (mA)	350
Optical power at maximum operating current (mW)	180
Nominal Slope Efficiency (W/A)	0.7
Nominal threshold current (mA)	30

1. Characteristics at TC = 25 °C unless otherwise specified. Operating outside of these parameters voids warranty.

2. Hermetically sealed packages may contain CoS that are ± 1.2 nm from nominal.

Available free-space package add-ons




9MM



TO-8



C-Mount



Transmitter Optical Subassembly (TOSA)

Laser specifications

Parameters	unit	Minimum	Typical values	Maximum
Storage temperature	°C	0	-	70
Shell operating temperature	°C	5	-	70
Laser chip operating temperature ¹	°C	5	-	45
Laser series resistance	Ω	-	2	-
Forward voltage of the laser at LIV current	V	-	2	-
Nominal laser line width at LIV current	kHz	-	500	-
Beam divergence angle at half-height and full width ($\theta_{ } \times \theta_{\perp}$)	°	-	6 x 28	8 x 32
Edge-mode rejection ratio (SMSR)	dB	-	-40	-
Polarization extinction ratio	dB	-17	-20	-
Polarized state of the laser	TE			
Pattern structure	Fundamental mode			
Temperature tuning rate	nm/°C	-	0.06	-
Current tuning rate	nm/mA	-	0.002	-
Laser reverse voltage	V	-	-	0

If not sealed, it is not recommended to use below the dew point

Freespace Encapsulation add-on specifications

Parameters	unit	Minimum	Typical values	Maximum
Photodiode forward current	mA	-	-	10
Photodiode reverse voltage	V	-	-	50
TEC Current (TOSA)	A	-1.1	-	1.1
TEC Voltage (TOSA)	V	-3.0	-	3.0
TEC current TO-8	A	-1.8	-	1.8
TEC voltage TO-8	V	-2.2	-	2.2
Thermistors	k Ω	-	10	-

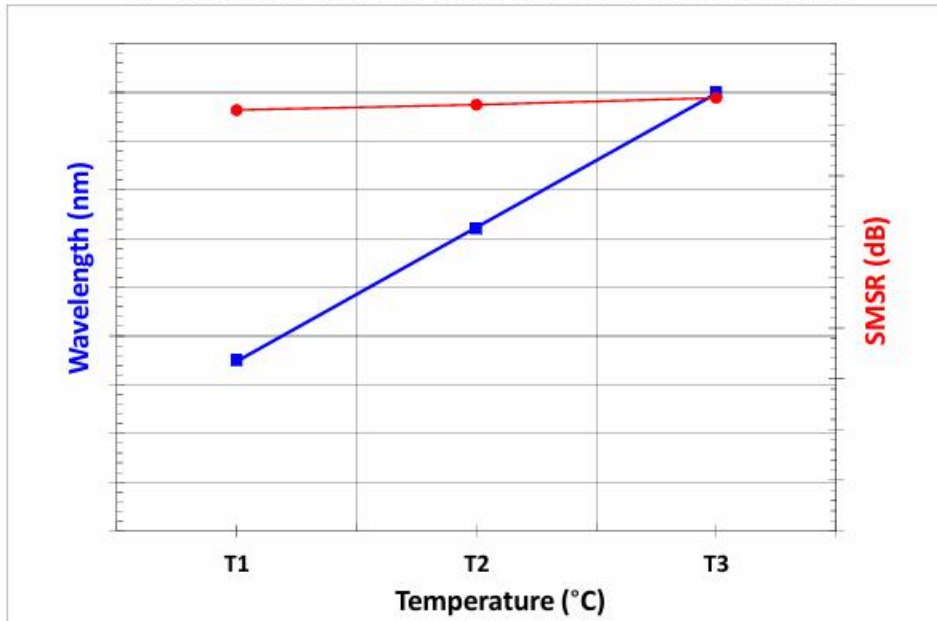
Handling Precautions

These devices are sensitive to ESD. When handling the module, grounded work area and wrist strap must be used. Always store in an antistatic container with all leads shorted together.





Air Wavelength Characteristics at Constant Current by Temperature



LIV Characteristics by Current

