


1570-1580nm 40mW PM 8nm Tunable DBR

Laser Diode



- **Product Description**

This single-frequency DBR laser diode is ideal for applications including low-noise pumping, second harmonic generation, time-resolved fluorescence spectroscopy, and fiber-optic sensing. The laser is integrated with an optical isolator, thermoelectric cooler (TEC), thermistor, and monitoring photodiode. It is housed in a 14-pin butterfly package, equipped with an SMF-28E single-mode fiber and FC/APC connector.



● Product features

8nm tunable bandwidth; High side-mode suppression ratio (SMSR) ; Low power consumption; High wavelength stability; Fast wavelength switching capability

● Part Number

MP-DBR-1575-40-14BF-PA

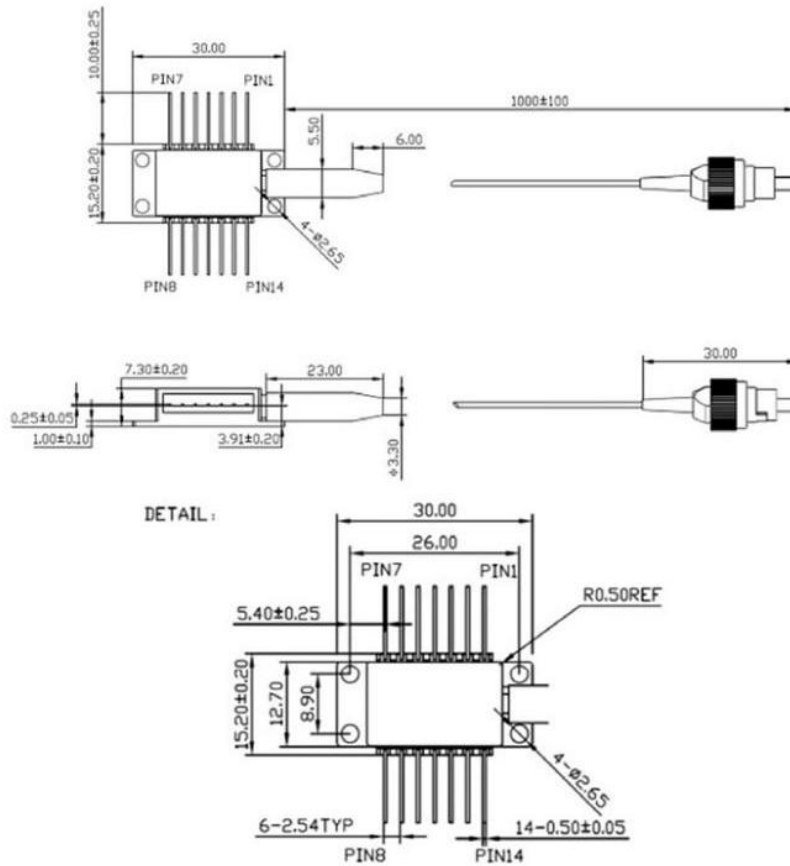
● Application area

Dense Wavelength Division Multiplexing (DWDM) | Fiber-optic Sensing | Quantum Key Distribution (QKD) | LiDAR | Scientific Spectroscopy Experiments

● Core parameters

Center Wavelength	Spectral Linewidth
1570-1580nm	3MHz

● Dimension Drawing



● General Parameters

Detailed parameters

Electrical/Optical Properties (Substrate Temperature = 25°C, CW Bias unless

otherwise noted)

• Parameters	Minimum	Standard	Max	unit
Optical output power * a	30	40	-	mW
Center wavelength (customizable)	1570	1575	1580	nm
Wavelength tuning range	6	8		nm
Wavelength tuning rate	-	-	10	ms



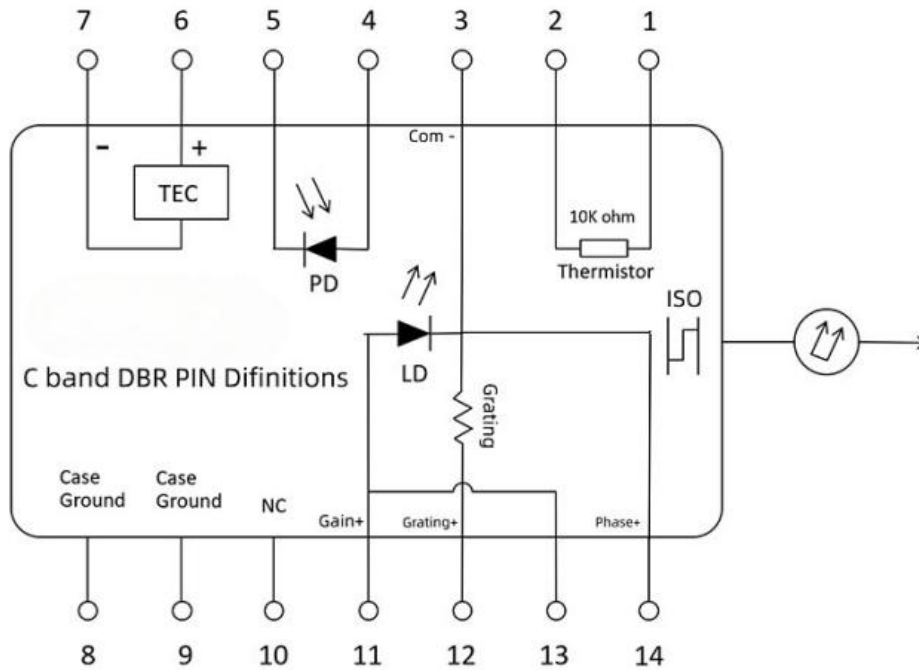
Spectral width	-	3	--	MHz
RF direct modulation rate	-	10	-	Gb/s
Threshold current	-	40	-	mA
Polarization extinction ratio	20	-	-	dB
Edge mode suppression ratio	40	50	-	dB
Relative intensity noise	-	-	-135	dB/Hz
Chip temperature	10	25	40	°C
Operating temperature	-5	-	+75	°C
Storage temperature	-40	-	+85	°C

A. Test the drive current @250mA

B. Test drive current @150mA, self-heterodyne delay fiber @25km

Absolute maximum rating

Laser section	Current operating range	Absolute maximum rating	
		Current (mA)	Voltage (V)
gain	100-250	350	2
Rear grating	0-90	120	2
Phase tuning	0-5	10	2

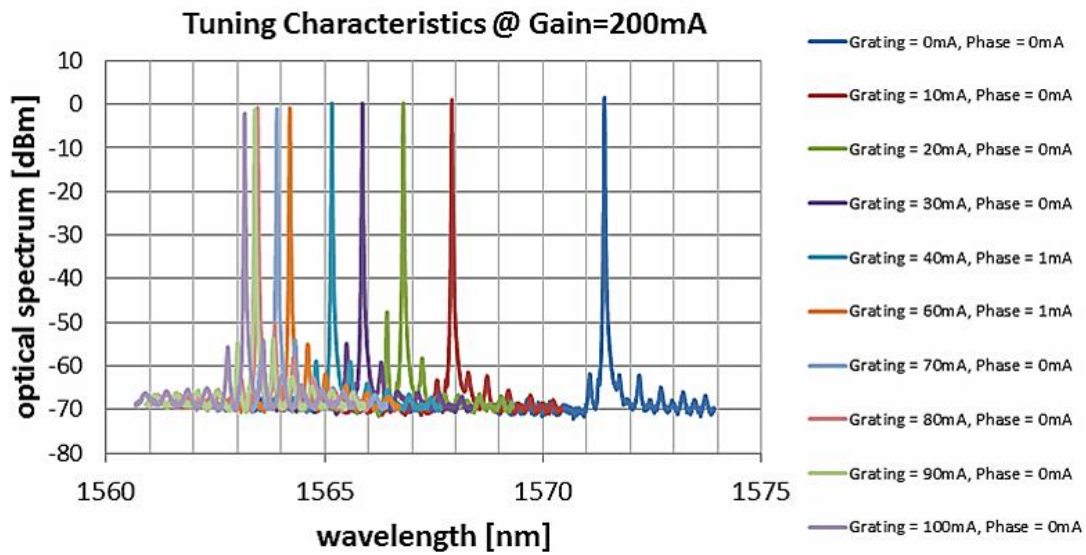
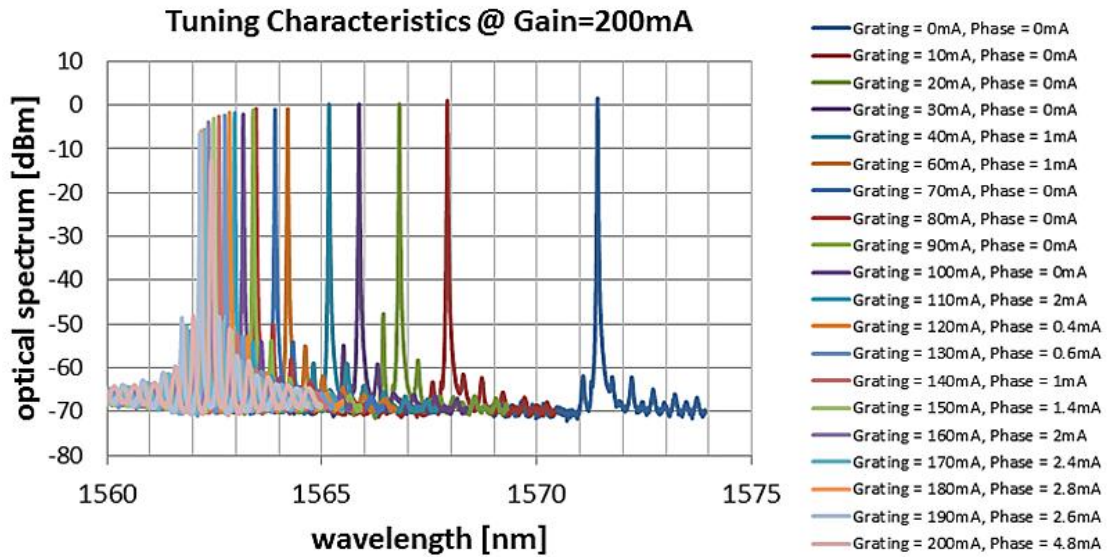


Pin definition

Stitches	Function	Stitches	Function
1	Thermistors	8	Case ground
2	Thermistors	9	Case ground
3	Laser Diode Cathode (-)	10	NC (No Connection)
4	Monitor photodiode anode	11	gain
5	Monitor photodiode cathodes	12	Grating
6	Thermoelectric cooler positive (+)	13	gain
7	Thermoelectric cooler negative electrode (-)	14	Phase

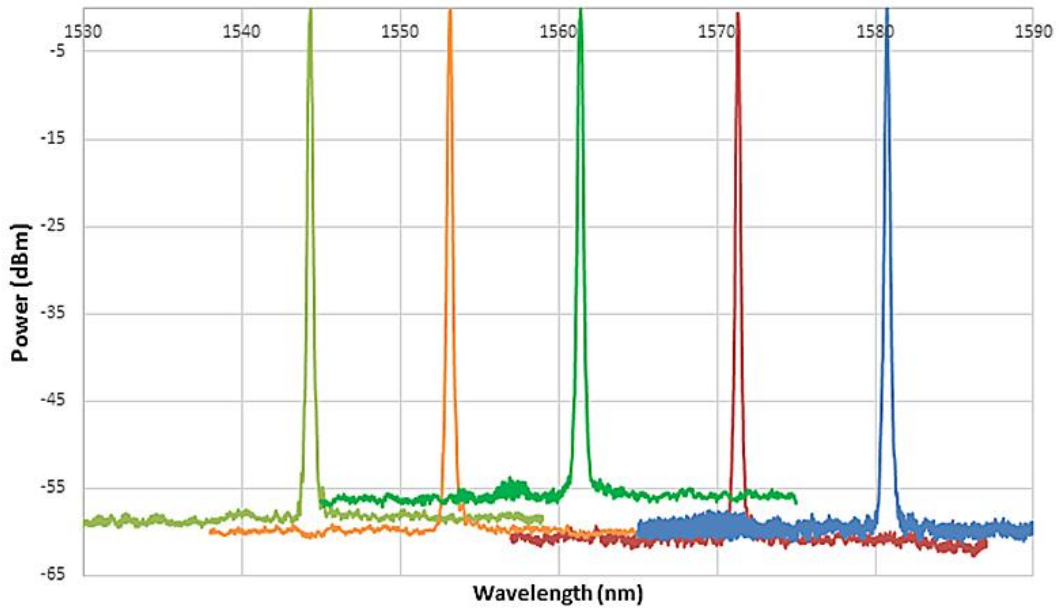
Characteristic curves

Tuning characteristic curve (tuning range 8.5-10nm)



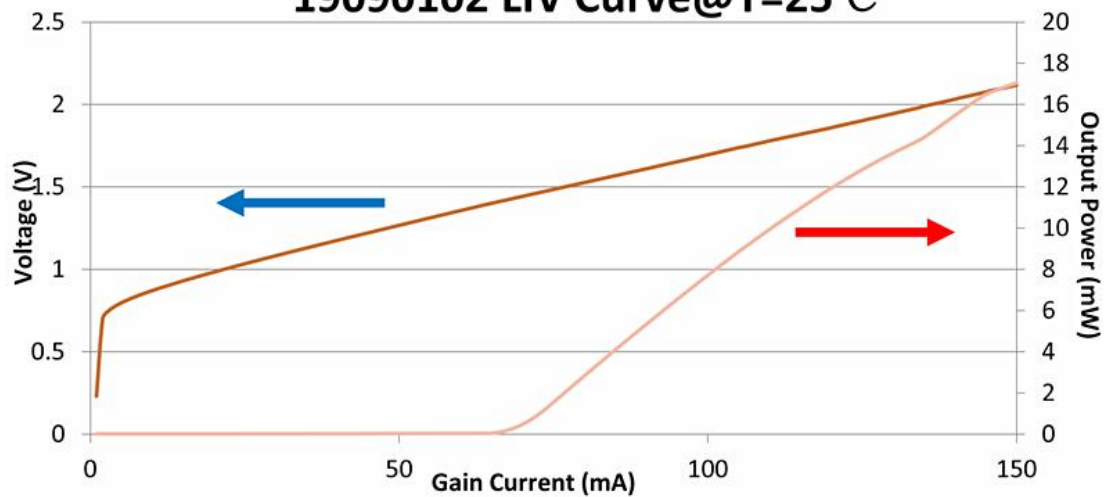


Spectrum at I=250mA

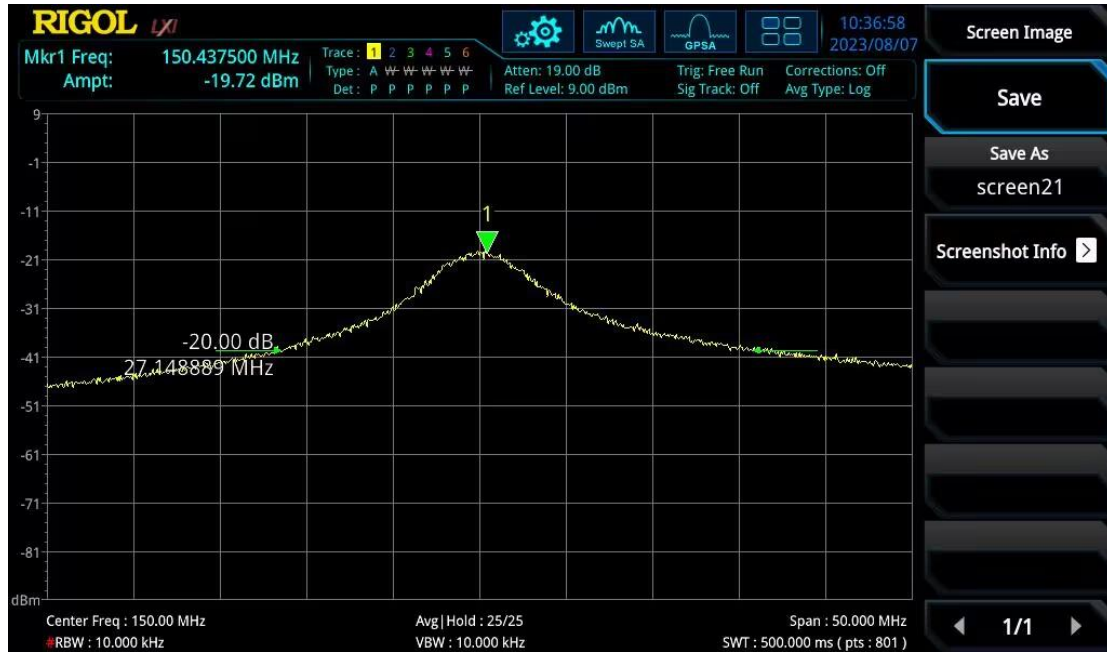


Optical power - current - voltage

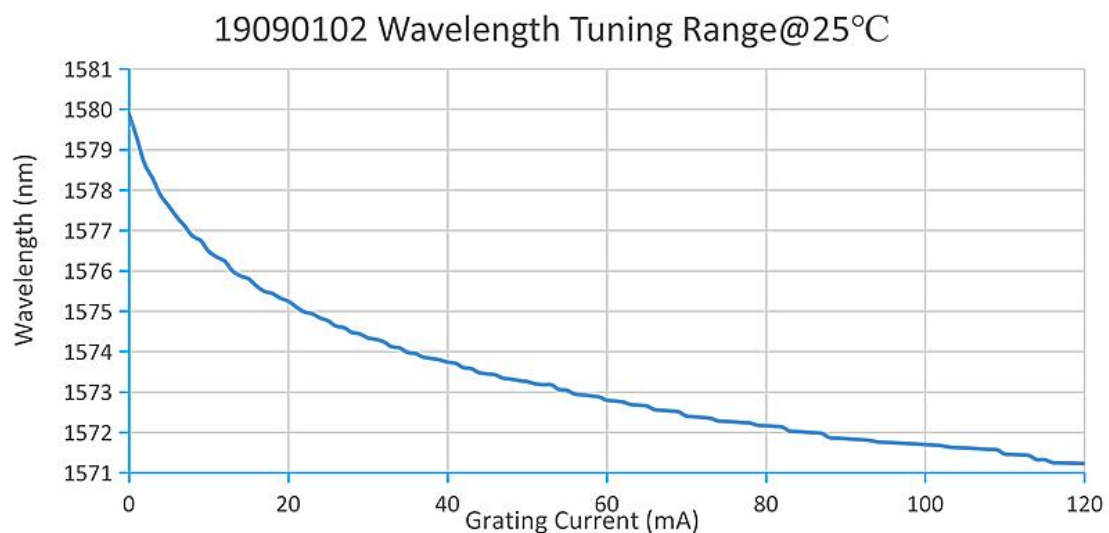
19090102 LIV Curve@T=25°C



Distributed Bragg Reflection (DBR) laser line width test results



Grating Tuning Current (Wavelength Direction)





Ordering information

Purchase information

MP-DBR-□□□□-☆-▽-XX

□□□□:Wavelength

1570:1570nm

1580:1580nm

☆:Output Power

30:30mW

50:50mW

▽:Wavelength Tolerance

1:±1nm

2:±2nm

XX:Fiber and Connector Type

SA=SMF-28E+ FC/APC

SP=SMF-28E+ FC/PC

PP=PM Fiber+ FC/PC

PA=PM Fiber+ FC/APC