



## 255nm 0.3mW UV LED Laser Diode



### ● Product Description

The 255nm LED is a deep ultraviolet LED with a peak emission wavelength from 250nm to 260nm. The LED is hermetically sealed in a metal-glass welded package. It incorporates advanced semiconductor materials, chip design, and a robust package with advanced optical properties. This is designed for optical sensing, medical, and analytical instrumentation for chemical and biological analysis in the deep UV spectral range.



- **Product features**

Deep UV band; Low power consumption; Compact package; Fast response;

Long lifetime

- **Part Number**

MP-LED-255-0.3-T039

- **Application area**

Surface sterilization | Water quality testing | Biological instruments |

Forensic detection | Ozone monitoring

- **Core parameters**

Center wavelength	Output power
255nm	0.3mW

## ● General Parameters

### Model Specifications

Parameter	Symbol	Min.	Typical	Max.	Unit	Remarks
Peak Wavelength	$\lambda$	250	255	260	nm	
TO Temperature	$T_{TO}$	-10		55	°C	
Chip Temperature	$T_{OP}$	20		55	°C	
Threshold	$I_{TH}$		0.5		mA	
Output Power	$P_{opt}$	0.1	0.3	0.5	mW	
Threshold Voltage	$U_{TH}$		5		V	
Laser Voltage	$U_{OP}$		6	7	V	
Drive Current	$I$		25	30	mA	
Beam Divergence	$\theta$		7		°	Full 1/e <sup>2</sup> width
Spectral Bandwidth	$\Delta\nu$		11	15	nm	
Power Dissipation	$P_d$		180		mw	
Thermal Resistance( $T_j-T_{case}$ )[1]			50		°C/w	

#### Notes:

Storage temperature: -40~125°C

TO operating temperature: -40 ~85°C

Forward laser current: 30mA

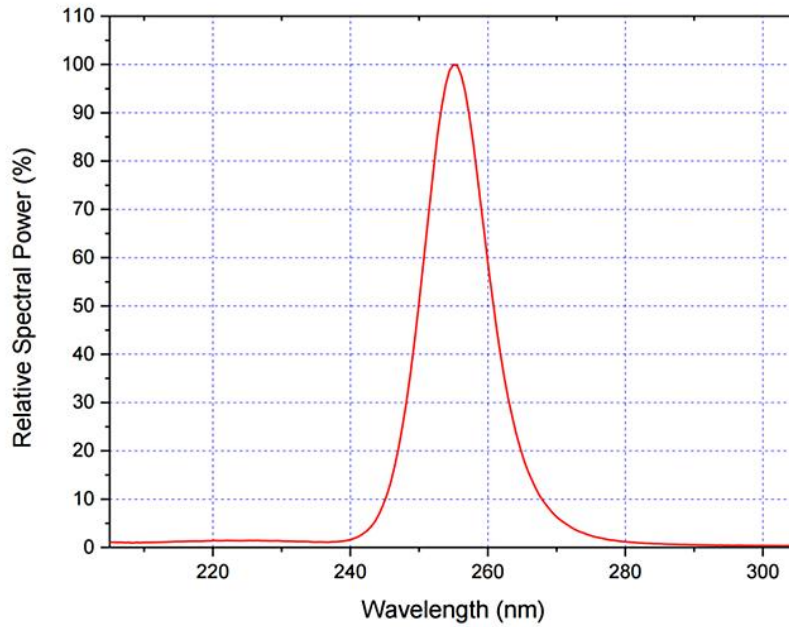
Soldering temperature\*: 190°C



# Characteristic Curves

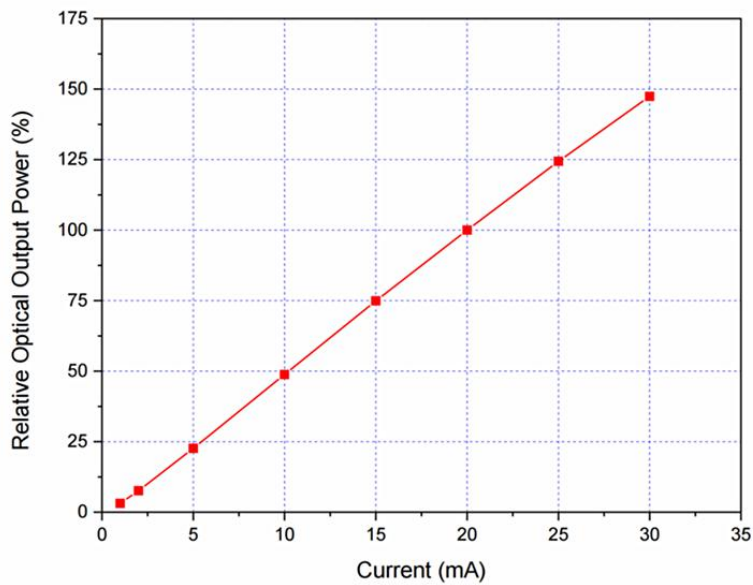
## Spectral graph

$T_a = 25\text{ }^\circ\text{C}$



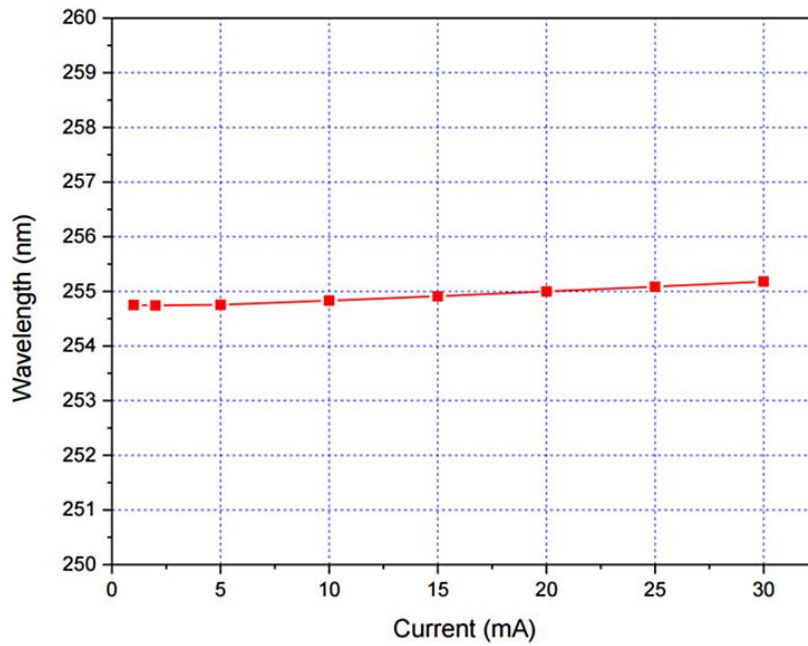
## LIV (Light-Current-Voltage) curve

$T_a = 25\text{ }^\circ\text{C}$



## Relative power vs. drive current curve

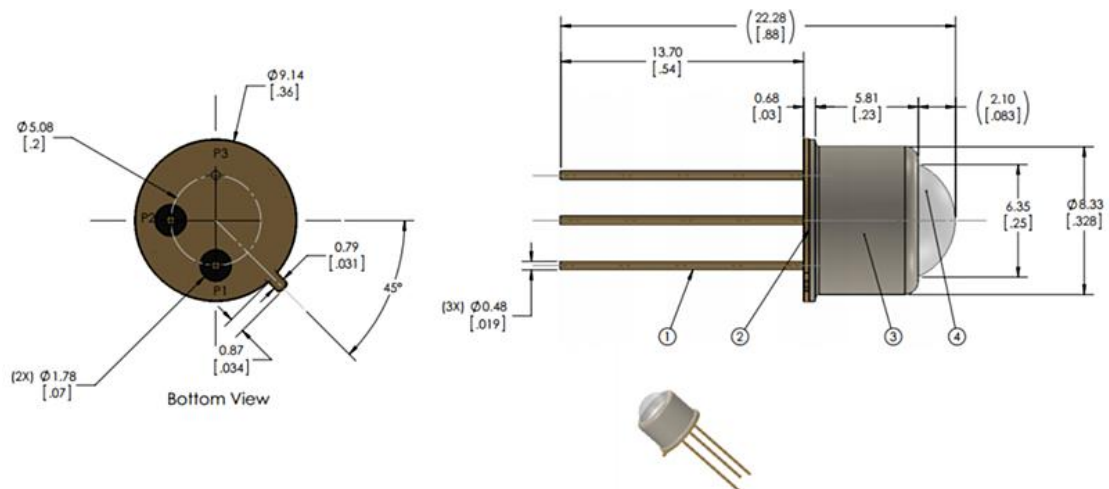
T<sub>a</sub> = 25 °C



Drive current vs. wavelength curve

## Product Specifications

### Material Information:





Material information	PIN#	Pin definition
1、 Gold-plated pin	P1	Anode(+)
2、 TO39 header	P2	Cathode(-)
3、 Gold cap	P3	Case
4、 Hemispherical lens		

**Note:**

[1] Dimensions in mm / [in]

[2] Not to scale

[3] Dimensions for reference only

[4] We reserve the right to change dimensions without notice

## Typical Divergence Angle Diagram

