


2.70-2.79um MIR LED with Glass Cap



- **Product Description**

Idealphotonics is pleased to announce new light-emitting diodes with a special glass cap, which increases the LED output optical power (up to 3-5 times). This allows for higher precision in various gas, liquid, and solid sensing and analysis applications. Along with other advantages (compact size, low power consumption, high modulation range), our LEDs become an even more impressive component basis for sensors and analyzers.



● Product features

Mid-infrared band; High optical efficiency; TO package; Fast response; Wide operating temperature

● Part Number

MP-LED-2700-0.15-TO18

● Application area

Moisture detection | Gas sensing | Medical diagnostics | Material analysis | Security monitoring

● Core parameters

Peak Emission Wavelength	Operating Current
2.70-2.79um	200mA/1000mA

● General Parameters

LED models with glass cap								
Model	Peak Emission Wavelength	FWHM of Emission	Average Optical Power	Peak Optical Power	Voltage [V]	Operating Current	Operating Current	Operating/Storage Temperature
					(200	nt in	t in	Tempe



	Length [μm]	Band [nm]	Power in qCW Mode [μW]	Power in Pulse Mode ² [μW]	Current (mA) min-max	qCW Mode ¹ [mA]	Pulse Mode ² [mA]	Temperature ⁴ [°C]
MP-LED-2700-0.15-TO18	2.70-2.79	300-500	50/150	370/1000	0.2-1.0	200	1000	0..+50/ 0..+40
MP-LED-2830-0.3-TO18	2.83-2.90	300-500	100/300	700/2000	0.2-1.0	200	1000	0..+50/ 0..+40
MP-LED-3300-0.3-TO18	3.30-3.44	250-600	100/300	700/2000	0.2-1.3	200	1000	0..+50/ 0..+40
MP-LED-3700-0.18-TO18	3.70-3.94	400-700	80/180	500/1500	0.2-0.8	250	2000	0..+50/ 0..+40
MP-LED-4050-0.18-TO18	4.05-4.30	400-1200	80/180	500/1500	0.2-0.8	250	2000	0..+50/ 0..+40

¹ Repetition rate: 0.5 kHz, pulse duration: 1 ms, duty cycle: 50%

² Repetition rate: 0.5 kHz, pulse duration: 20 μs, duty cycle: 1%

³ Parameters tested on a representative sample; all other parameters tested for each device

⁴ Temperature range may vary depending on package type



Device Parameters

Device Parameter	Symbol	Value	Unit
Operating/Storage Temperature	T_opr	0...+50	°C
Soldering Temperature(time<3 sec, 3mm from housing)	T_sol	+180	°C

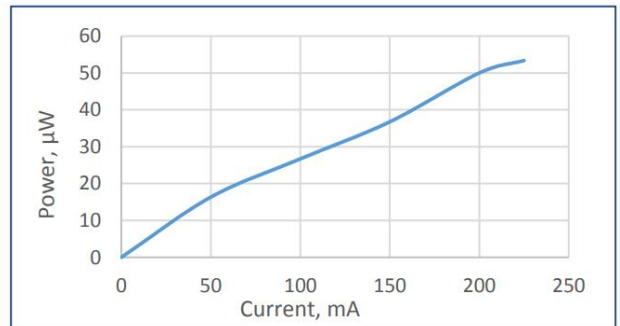
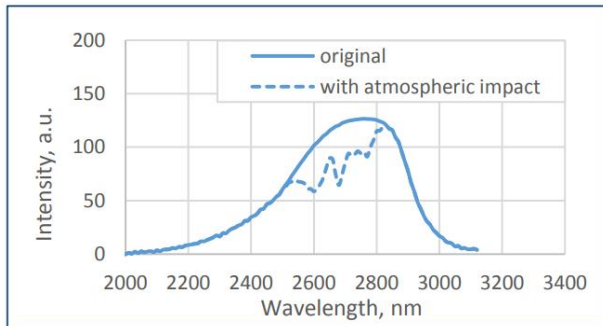
All parameters apply to LED operation at 25°C unless otherwise stated.

LED Parameters

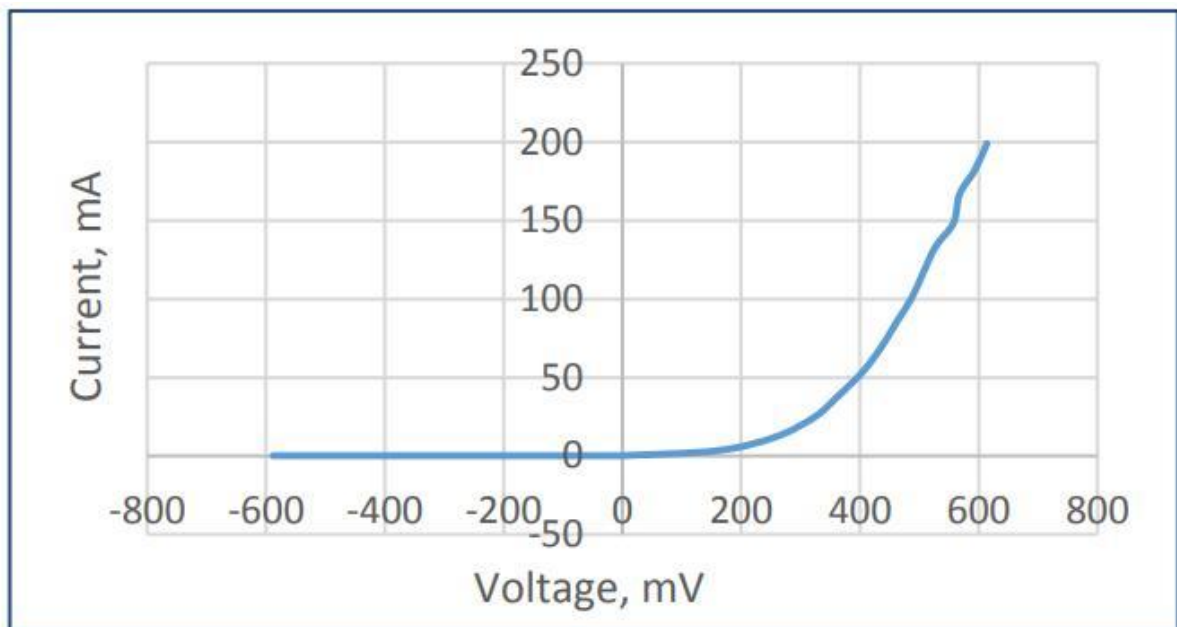
Parameter	Condition	Symbol	Value	Unit
Peak Emission Wavelength ¹	qCW mode ³ I = 150 mA	λ_p	2.70-2.79	μm
FWHM of Emission Band ¹	qCW mode ³ I = 150 mA	FWHM	300 - 500	nm
Average Optical Power (Min/Typ) ¹	qCW mode ³ I = 200 mA	P _{qCW}	min 50 / typ 150	μW
Peak Optical Power (Min/Typ) ²	Pulse mode ⁴ I = 1 A	P _{pul}	min 370 / typ 1000	μW
Max Operating Current	qCW mode ³	I _{max qCW}	200	mA
	Pulse mode ⁴	I _{max pulse}	1	A
Forward Voltage ¹	qCW mode ³ I = 200 mA	V	0.2 - 1.0	V

Product Characteristics

Typical spectrum (qCW³) and typical optical power characteristics (qCW³)



Typical current-voltage characteristics (qCW³)

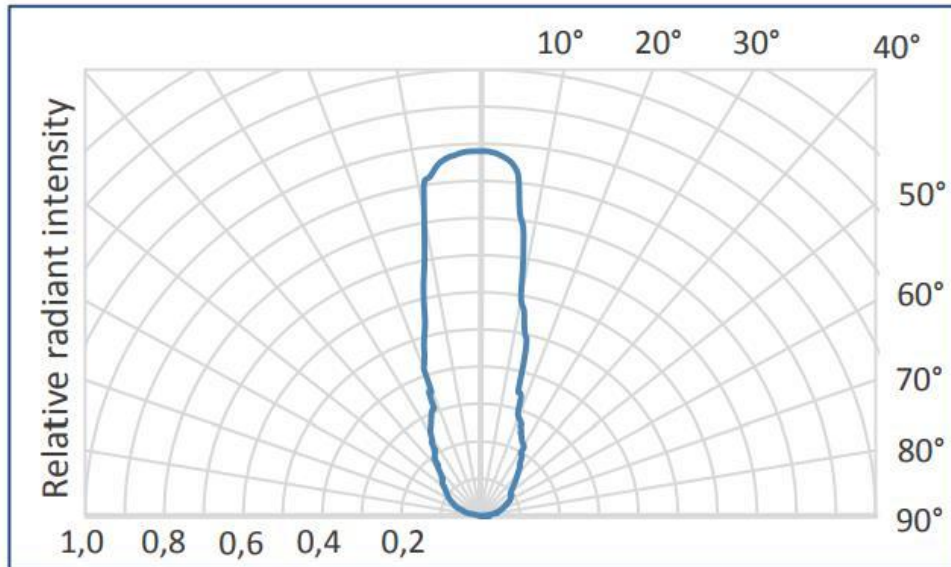


- ¹ Parameter tested for each device.
- ² Parameter tested on a representative sample.
- ³ qCW mode: repetition rate: 0.5 kHz, pulse duration: 1 ms, duty cycle: 50%.
- ⁴ Pulse mode: repetition rate: 0.5 kHz, pulse duration: 20 μs, duty cycle: 1%.

Radiation Characteristics (Far Field Pattern)

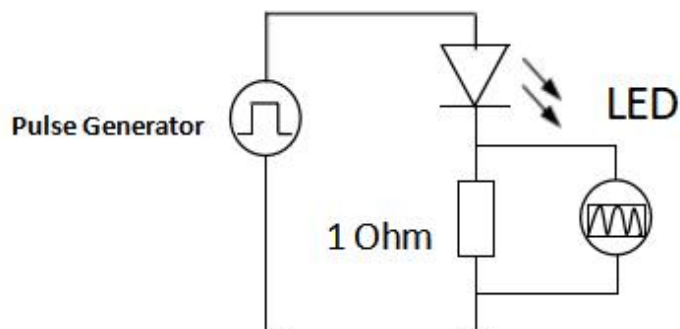
TO-18 package with glass cap

TO-18 package with glass cover



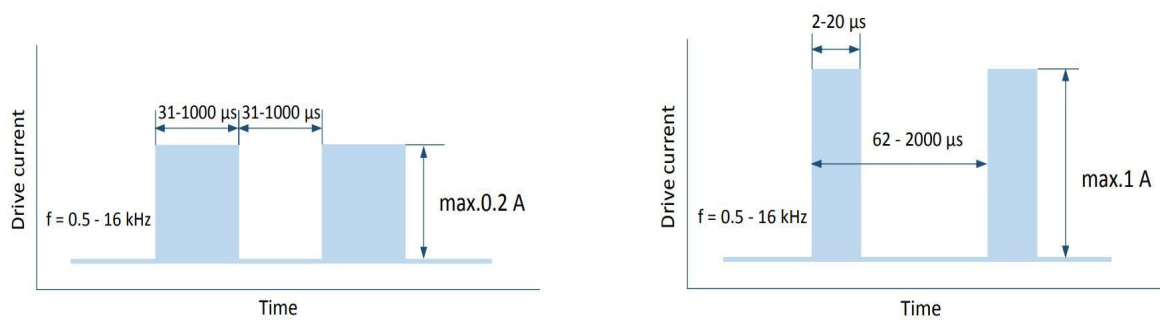
Related Products

To drive the LED, we recommend the following basic circuit connection:



We recommend using quasi-CW mode with a duty cycle of 50% or 25% to obtain maximum average optical power, and short pulse mode to obtain the highest peak power. Strong CW (continuous wave) mode is not recommended.

Quasi-CW (qCW) mode and Pulse mode



Precautions

Please check your connection circuit before turning on the LED.

**Please pay attention to LED polarity: the anode is marked with a red dot;
reverse voltage is prohibited.**

Do not connect the LED to a multimeter.

**Please control the current applied to the LED and do not exceed the maximum
allowable value.**

Do not touch the glass cap or apply any force to it.

**Please pay attention to the operating and storage temperatures; exceeding the
allowable range may cause irreparable damage to the glass cap.**