


762nm 10mW PM FBG stabilized Tunable laser diode



● Product Description

This series Fiber Bragg Grating laser is single frequency laser diode module designed for optical measurement and communication. The laser is packaged in 14-pin standard butterfly package with monitor photodiode and thermo-electric cooler (TEC). The Single-Frequency Continuous Tuning Range: > 1.2 nm by adjust the Mini PZT Built in the laser diode.



● Product features

Optical output: 10mW; Narrow linewidth ($\Delta\nu < 1\text{MHz}$); Wavelength: 762nm @ 25 °C ; SMor PMFiber ($\varnothing 0.9\text{mm}$) ; FC-APC connector ; 14-pin butterfly package; Internal monitor PD and TEC; Low power consumption

● Part Number

MP-NL-762-A-A81-PA-PZT

● Application area

Laser interference experiment | Drop-side of DWDM long-haul transport equipment | Optical Test and Instrumentation | Microwave Photonics | CATV networks | Sensors

● Core parameters

Wavelength	Output Power	Fiber Type
762nm	10mW	PM



● General Parameters

Optical Characteristics (at 25 °C laser temperature)

Parameter	Symbol	Condition	Min.	Typical	Max.	Unit
Center Wavelength	λ_c	TL=15~35°C CW	761	762	763	nm
Peak Optical Output Power	PO	-	-	10	30	mW
Spectral linewidth	LW	-	-	1	10	MHZ
SMSR	SMSR	CW	40	45	-	dB
Optical Isolation	-	-10<TC<+70°C	30	-	-	dB
PER	ER	-	20	-	-	dB
Relative Intensity Ratio	RIN	CW, output power 10mW	-	-	± 145	dB/Hz
Wavelength drift with case(-10 to 70°C) temperature	$\Delta\lambda$	TL=15~35°C	-	-	± 30	pm



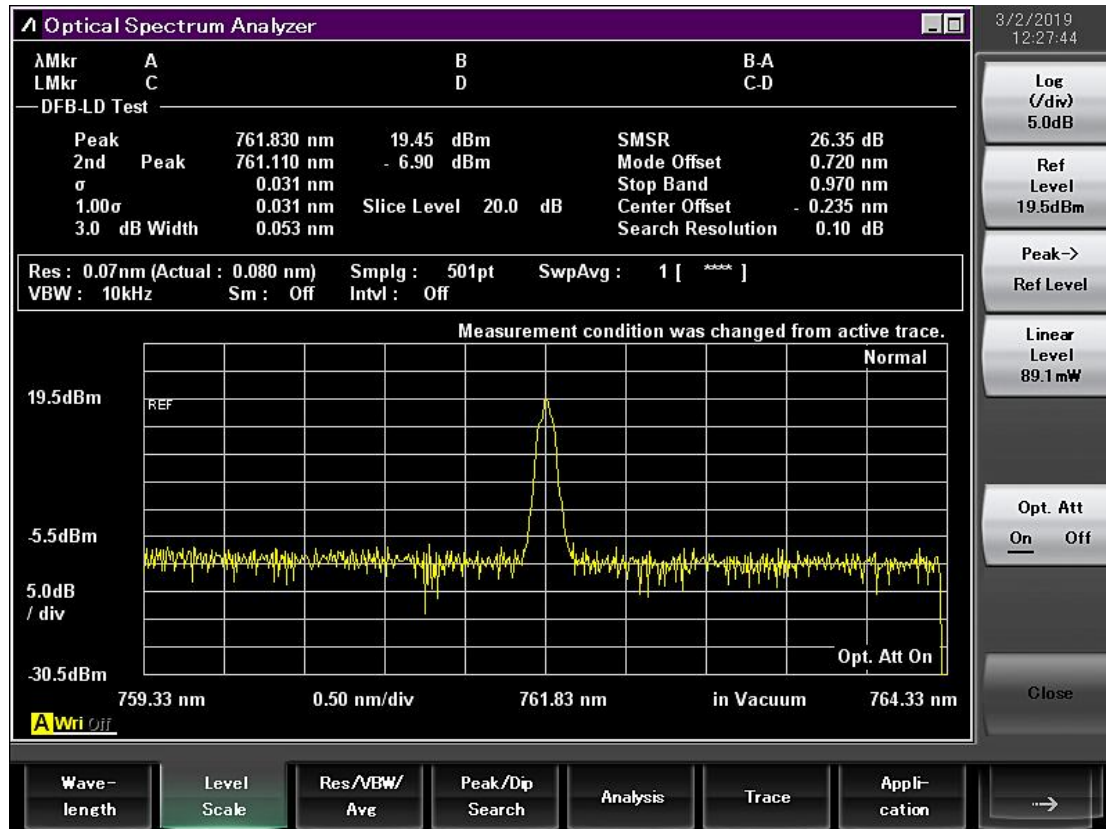
Electrical Characteristics (at 25 °C laser temperature)

Parameter	Symbol	Condition	Min.	Typical	Max.	Unit
Threshold Current	ITH	-	-	45	65	mA
Slope Efficiency	η	CW, 10 mW	0.064	0.1	-	mW/mA
Operating current	Iop	CW	-	150	200	mA
TEC set temperature	Ts	-	15	-	35	°C
Laser Forward Voltage	VF	CW output power 5 mW	-	1.3	1.8	V
Monitor Dark Current	ID	-	-	-	0.1	μ A
Cooler Voltage	Vc	IF=EOL, T C=70°C			2.7	V
Cooler Current	Ic	IF=EOL, T C=70°C	-	-	1.4	A
Thermistor Resistance	RTH	TL = 25 °C	9.5	10	10.5	K Ω
TEC Current	ITEC	TL = 25 °C, TC = 70 °C	-	-	1.8	A
TEC Voltage	VTEC	TL = 25 °C, TC = 70 °C	-	-	3.5	V

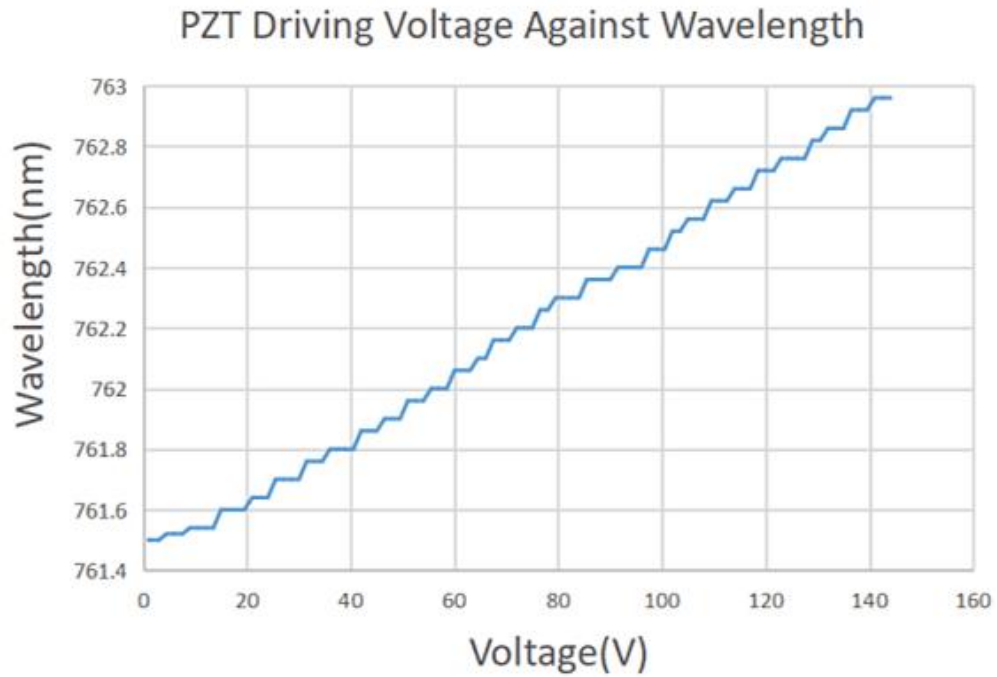


Tuning Range	Δf		1		1.5	nm
PZT Tuning Voltage	VT		0		150	V
Mode Hop Free Range	ΔI			3		mA
Extinction Ratio	XP	CW 10 mW	17			dB
TEC capacity	ΔT	Tc = 70°C	-	-	50	°C
Thermistor temperature	-	-	-	-	100	°C

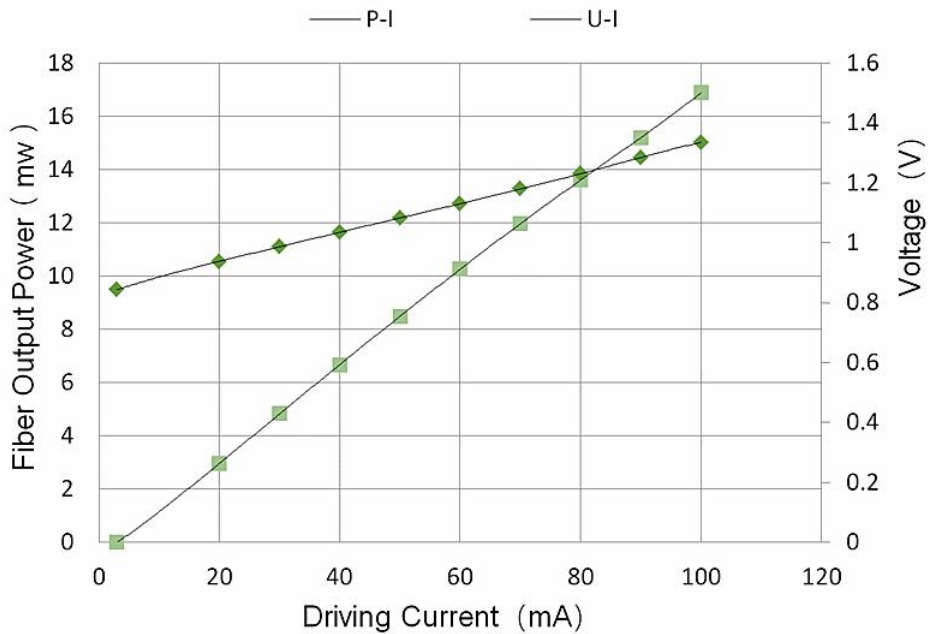
Spectrum



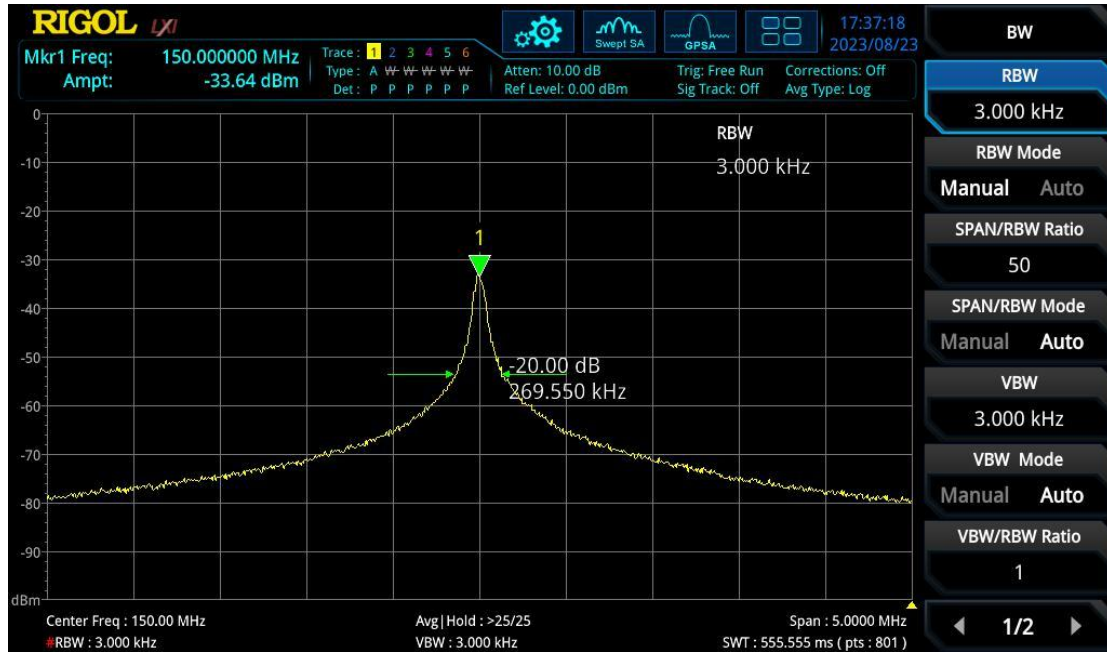
Voltage Vs Wavelength(PZT Version)



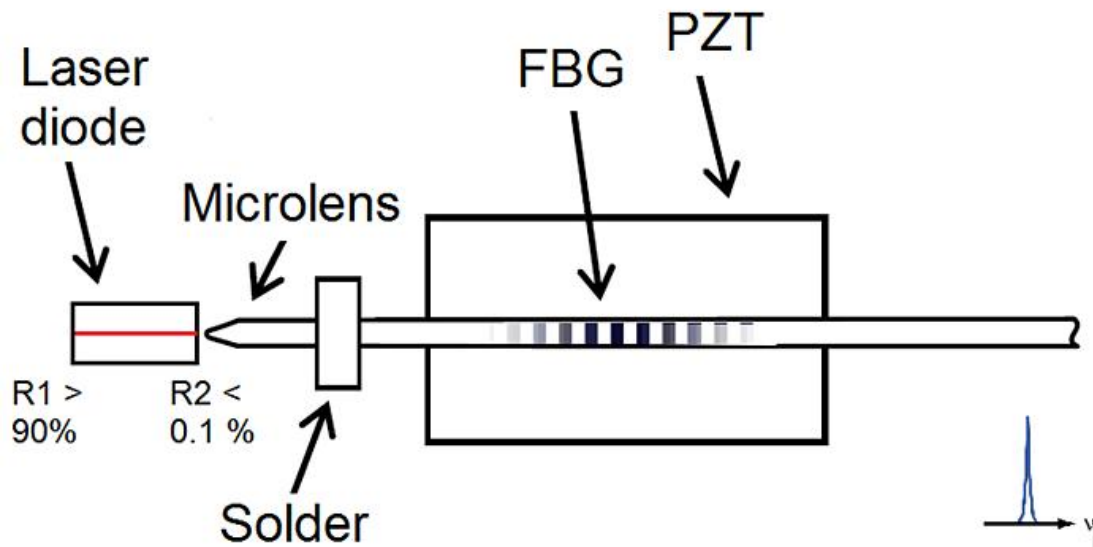
L-I Curve



Linewidth Testing Result

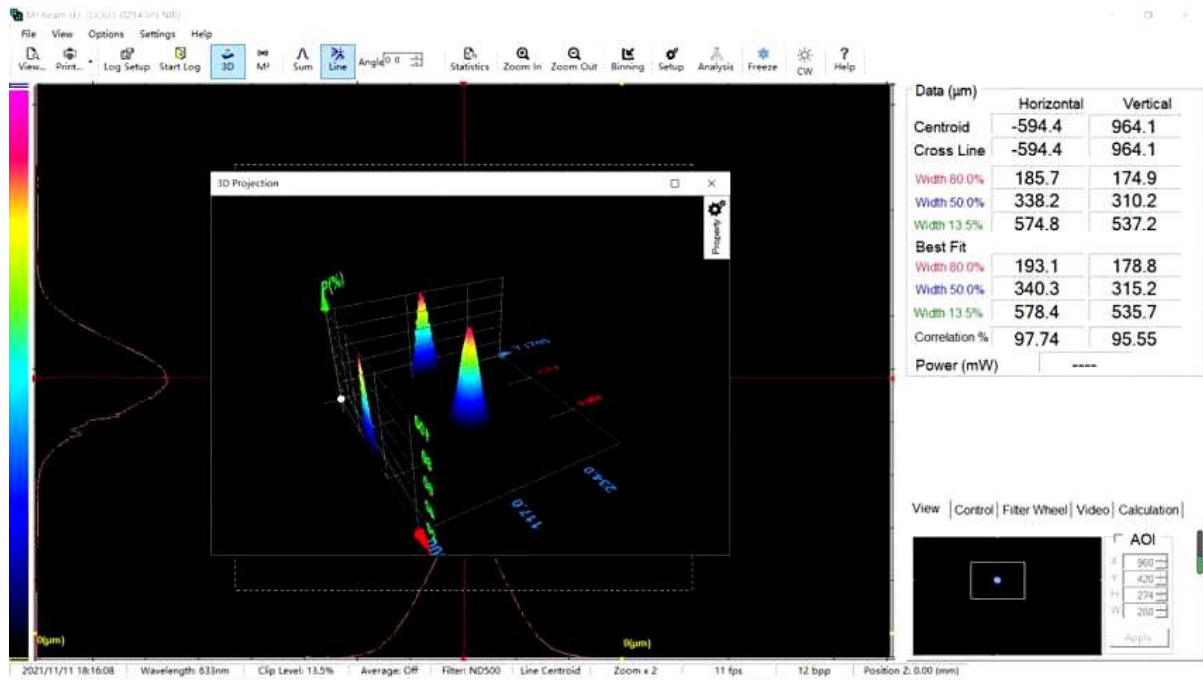


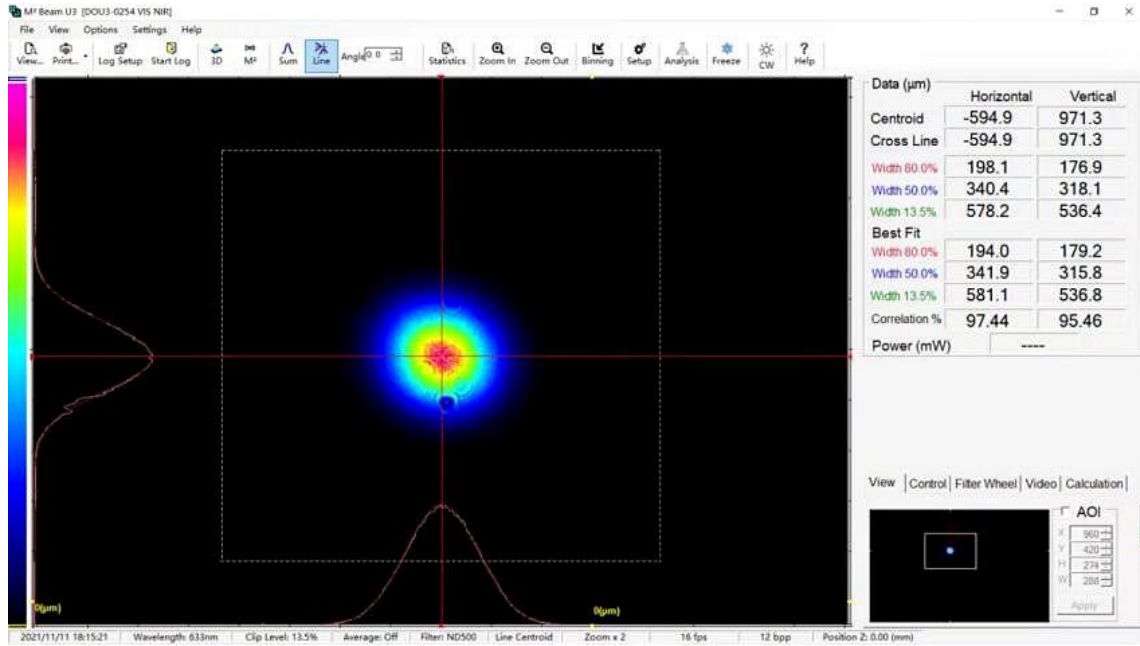
Working Structure





Beam Quality(M2,2D/3D Beam)



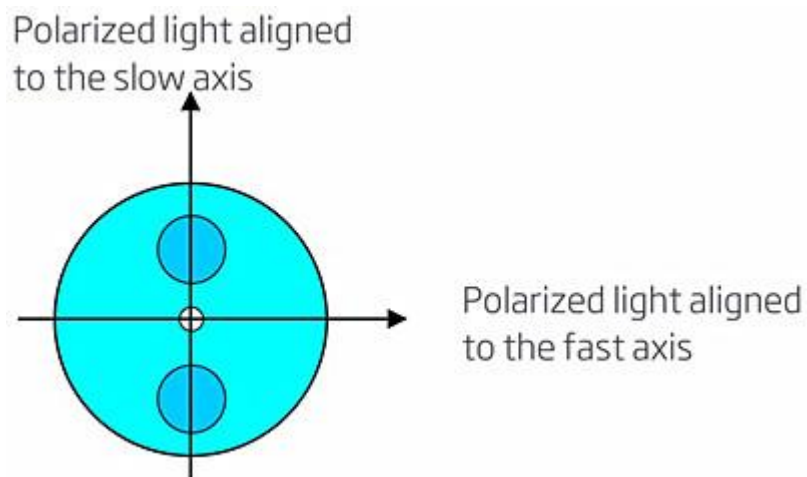


Absolute maximum ratings:

Parameter	Unit	Min	Typ	Max
Case Temperature	°C	-40	25	70
Chip Temperature	°C	+10	25	40
Operating Current	mA	0	150	170
Forward Voltage	V	0.8	1.2	1.8
TEC Current	A	-	1.2	1.4
Reverse Voltage(LD)	V	-	-	1.8

Fiber Pigtail Specifications

Parameters	Description
Fiber Type	PM fiber
Jacket Type	900μm loose tube
Pigtail Length	1.0±0.1m
Connector Type	FC/APC
PM fiber Connector Orientation	Please see the right figure



Note: The PM fiber and the connector key are aligned to the slow axis, fast axis is blocked